

LIKAWAVE VARIO VET

THE THERAPY SYSTEM FOR VETERINARY PRACTICES.
SIMPLY VARIO. SIMPLY BETTER.



MORE TARGETED. MORE GENTLE. MORE EFFECTIVE.

LiKAWAVE[®]
VARIO vet

WITH AN INNOVATIVE

VARIO  **LOGIC**
TECHNOLOGIE (VLT)

EXTRACORPOREAL PAIN TREATMENT IN VETERINARY MEDICINE

Firmly established in human medicine, further developed for the treatment of animals: VARIO shockwave therapy. More targeted. More gentle. More effective.

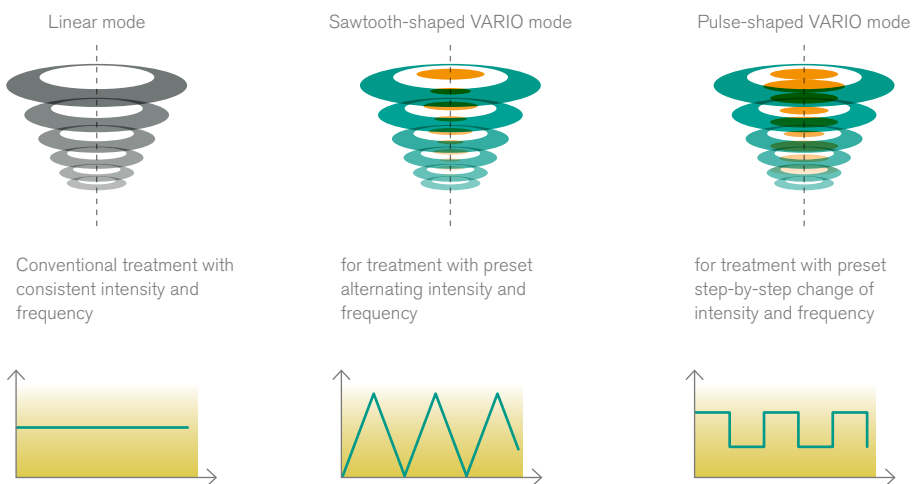
LIKAWAVEVARIO is a genuine innovation in extracorporeal, high-energy shockwave therapy. One of the benefits for users and patients lies in our unique VARIO LOGIC TECHNOLOGY.

Due to the intelligently controlled modulation of shockwave intensity and treat-

ment frequency, the VARIO shockwave therapy is more effective and at the same time more gentle than conventional techniques.

Thanks to the application of alternating energy and frequency during a treatment cycle, cells can regenerate again and again, even during treatment. Thus cell destruction triggered by an onslaught of waves in linear mode is avoided.

INTELLIGENT VARIATION MAKES THE DIFFERENCE



ARGUMENTS IN FAVOUR OF TREATMENT WITH HIGH-ENERGY SHOCKWAVES:

- **Effective, gentle, mobile pain treatment**
- **Fast therapeutic results without op, injection or medication**
- **Generally free of side effects and repeatable at anytime**
- **Positive influence on cell regeneration and density of painful nerve fibres**
- **Targeted activation of self-healing ability**

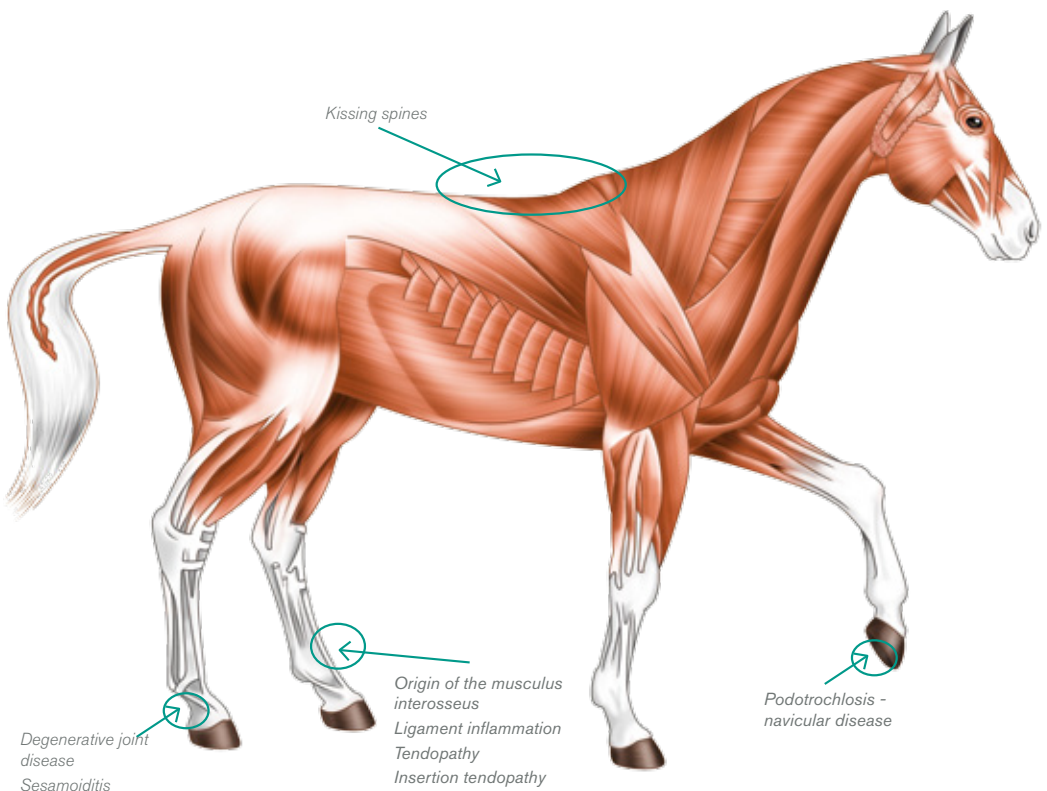
GENERAL INFORMATION ON SHOCKWAVE THERAPY

As numerous studies have shown, shockwaves can not only be successfully applied in human, but also in veterinary medicine.

Shockwaves are generated pneumatically. The projectile is accelerated and – on impact with the applicator – its kinetic energy is then converted into a shockwave and transferred into the tissue.



INDICATIONS FOR EXTRACORPOREAL SHOCKWAVE THERAPY (ESWT)



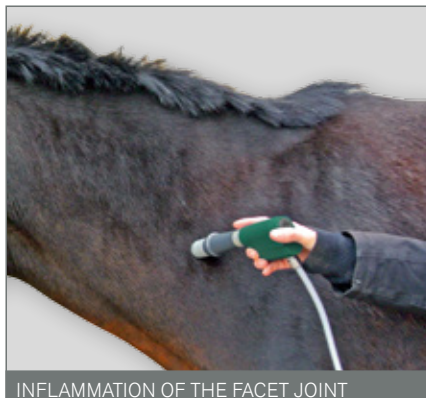
After intensive research, new therapeutic options have been added to the list of indications. The current major indications for the treatment of large and small animals are as follows:

Large animals

- **Insertion desmopathies**
- **Tendinopathies with pain at tendon origins and insertions**
- **Sesamoiditis with sutural bone inserted into tendons, ligaments and joint capsules (sesamoid bones)**
- **Calcification (calcium deposits and calcification in tissues)**
- **Degenerative diseases of joints**
- **Fractures, fissures**
- **Periosteal reactions of the hoof corium**
- **Insufficient wound healing**

Small animals

- **Diseases of the joints**
- **Spondylosis**
- **General diseases of tendons and tendon sheaths**
- **Hip dysplasia**
- **Fractures**
- **Insufficient wound healing**



INFLAMMATION OF THE FACET JOINT



ORIGIN OF THE MUSCULUS INTEROSSEUS



SESAMOIDITIS / INSERTION DESMOPATHY



PODOTROCHLOSIS




Hand unit with different applicators for use according to indication, giving the desired depth of penetration

Equipment trolley with large rolls for op manoeuvrability, incl. bracket for the hand unit, cord wrap, gel bo holder, integrated **accessories case**



Illustrations show a variety of models with different accessories.



Carrying case with trolley for mobile use in any location

TECHNICAL SPECIFICATIONS:

Dimensions	Power supply
Height: 20 cm (incl. feet)	Voltage range: 110–240 V
Depth: 30 cm	Frequency: 50/60 Hz
Width: 33.5 cm	Protection via: 2x 1A fuses
Weight: 10.5 kg	Applied pressure: 0.58 mj/mm ²
Screen size: 10.4"	Impulse frequency: 1–12 Hz
	Intensity levels: 1–25

Important notice: The content of this brochure should only be used for purposes of information and does not replace operating instructions. Although great care was taken in researching the brochure, we cannot accept any liability for ensuring the information and the recommendations provided are correct, complete and up to date. The product may have been modified after this brochure went to press on May 2016. Colour variations may occur due to the printing process.

Would you like a no-commitment trial of LIKAWAVE VARIO?
Call us for an appointment and find out yourself, please.



LIKAWAVE[®]
VARIO vet

LIKAMED[®]

Likamed GmbH
Raußmühlstraße 7
75031 Eppingen
Germany

Telephone: +49 (0)7262 91890
Fax: +49 (0)7262 918 9900

info@likamed.de
www.likamed.de

